













Group:	BLD	Notes:
Form:	SP1006-BLD	Refer to SP1006 -DWG for major component drawing.
Date:	July 18, 2018	Refer to TSB-3003 for hardware kit breakdown.
File:	Alternator Parts List Section	

Component View	Front Housing Spacer, bearing, retainer	Rotor	Coil Assembly	Rear Housing & Rectifier	Stator	Regulator
						
Model	1	2	3	4	5	6
BLD2130GH	A014102328S	A020103414S	A018102307S	A011105913S	A022102423S	8RG2135AS
BLD2192-001 Balmar 97-140-BL	A014102758S	A020103245S	A018102307S	A011105914S	A022102321S	A038102788S
BLD2193-001 Balmar 97-160-BL	A014102758S	A020103245S	A018102307S	A011105914S	A022102423S	A038102788S
BLD2301	A014102328S	A020103245S	A018102307S	A011105913S	A022102423S	8RG2138S
BLD2301GH	A014102328S	A020103414S	A018102307S	A011105913S	A022102423S	8RG2138S
BLD2301H	A014102328S	A020103414S	A018102307S	A011105913S	A022102423S	8RG2138S
Sales # 110-800 BLD2305	A014102328S	A020103245S	A018102307S	A011105913S	A022102423S	8RG2120S
BLD2305GH	A014102328S	A020103414S	A018102307S	A011105913S	A022102423S	8RG2120S
BLD2305H	A014102328S	A020103414S	A018102307S	A011105913S	A022102423S	8RG2120S
Sales # 110-803 BLD2307	A014102328S	A020103245S	A018102307S	A011105913S	A022102423S	8RG2138S
BLD2307GH	A014102328S	A020103414S	A018102307S	A011105913S	A022102423S	8RG2138S
BLD2307H	A014102328S	A020103245S	A018102307S	A011105913S	A022102423S	8RG2138S
Sales # 110-804 BLD2308	A014102328S	A020103245S	A018102307S	A011105913S	A022102423S	8RG2120S
BLD2308GH	A014102328S	A020103414S	A018102307S	A011105913S	A022102423S	8RG2120S
BLD2308H	A014102328S	A020103414S	A018102307S	A011105913S	A022102423S	8RG2120S
BLD2329	A014102328S	A020103245S	A018102307S	A011105913S	A022102321S	8RG2124S
BLD2330	A014102328S	A020103245S	A018102307S	A011105913S	A022102423S	8RG2124S
BLD2367MP Cummins 5293213	A014106130S	A020103414S	A018106097S	A011106095S	A022102777S	8RG2142MPS
BLD2331GH	A014102328S	A020103414S	A018102307S	A011105578S	A022104186S	8RG2129S
BLD2333GH	A014102328S	A020103414S	A018102307S	A011105578S	A022104186S	8RG2135AS
BLD3194-001 Balmar 9724-140-BL	A014102758S	A020103245S	A018102782S	A011105917S	A022102777S	A038102788S

To convert alternators to use a remote regulator replace existing regulator with A038102788S cover (See TSB-1112 for detailed procedure).

Important: The information contained in this bulletin is intended for use by trained, professional technicians who have the proper tools, equipment, and training to perform the required maintenance described above. This information is NOT intended for 'do-it-yourselfers', and you should not assume that this information applies to your equipment. If you have any questions regarding this information please visit our website at www.prestolite.com, or contact our technical service department at:







Group:	BLD	Notes:
Form:	SP1006-BLD	Refer to SP1006 -DWG for major component drawing.
Date:	July 18, 2018	Refer to TSB-3003 for hardware kit breakdown.
File:	Alternator Parts List Section	

Component View	Front Housing	Rotor	Coil Assembly	Rear Housing	Stator	Regulator
						
Model	1	2	3	4	5	6
Sales # 110-806 BLD3314	A014102328S	A020103245S	A018102782S	A011105915S	A022102777S	8RG3078S
BLD3314C	A014102328S	A020103245S	A018102782S	A011105915S	A022102777S	8RG3078S
BLD3314GH	A014102328S	A020103414S	A018102782S	A011105915S	A022102777S	8RG3078S
BLD3314HC Cummins 3975140	A014102328S	A020103414S	A018102782S	A011105915S	A022102777S	8RG3078S
BLD3315	A014103285S	A020103245S	A018102782S	A011105916S	A022102777S	8RG3094S
BLD3315GH	A014103285S	A020103414S	A018102782S	A011105916S	A022102777S	8RG3094S
BLD3320	A014103285S	A020103245S	A018102782S	A011105916S	A022102777S	8RG3094S
BLD3338GH	A014103285S	A020103245S	A018102782S	A011105916S	A022102777S	8RG3088S
BLD3365GH	A014103285S	A020103414S	A018102782S	A011105916S	A022102777S	8RG3094S
BLD3368GH	A014102328S	A020103414S	A018102782S	A011105915S	A022102777S	8RG3096S
BLD3368HC	A014102328S	A020103414S	A018102782S	A011105915S	A022102777S	8RG3096S
BLD3387HC Cummins 4372403	A014103285S	A020103414S	A018102782S	A011105916S	A022102777S	8RG3101S
BLD3387GH	A014103285S	A020103414S	A018102782S	A011105916S	A022102777S	8RG3101S
BLD3388HC Cummins 4372404	A014103285S	A020103414S	A018102782S	A011105916S	A022102777S	8RG3078S

* The external capacitor used on these models has been relocated inside the voltage regulator. To service this capacitor, a voltage regulator must be purchased.







Important: The information contained in this bulletin is intended for use by trained, professional technicians who have the proper tools, equipment, and training to perform the required maintenance described above. This information is NOT intended for 'do-it-yourselfers', and you should not assume that this information applies to your equipment. If you have any questions regarding this information please visit our website at www.prestolite.com, or contact our technical service department at:

Group:	BLD	Notes:
Form:	SP1006-BLD	Refer to SP1006 -DWG for major component drawing. Refer to TSB-3003 for hardware kit breakdown.
Date:	July 18, 2018	
File:	Alternator Parts List Section	

Component View	Fan	Hardware Kit	Overhaul Kit Bearings, seal and snap ring	Capacitor	Pulley	Sense Lead Assy
						
Model	7	8	9	10	11	12
BLD2130GH	A041102916S	K212104266S	K183104259S	N/A	K176059473S	A049104702S
BLD2192-001 Balmar 97-140-BL	A041102191S	K212104266S	K183104259S	N/A	K176059473S	
BLD2193-001 Balmar 97-160-BL	A041102191S	K212104266S	K183104259S	N/A	K176059473S	
BLD2301	A041102916S	K212104266S	K183104259S	N/A		
BLD2301GH	A041102916S	K212104266S	K183104259S	N/A		
BLD2301H	A041102916S	K212104266S	K183104259S	N/A		
Sales # 110-800 BLD2305	A041102916S	K212104266S	K183104259S	N/A		
BLD2305GH	A041102916S	K212104266S	K183104259S	N/A		
BLD2305H	A041102916S	K212104266S	K183104259S	N/A		
Sales # 110-803 BLD2307	A041102916S	K212104266S	K183104259S	N/A		
BLD2307GH	A041102916S	K212104266S	K183104259S	N/A		
BLD2307H	A041102916S	K212104266S	K183104259S	N/A		
Sales # 110-804 BLD2308	A041102916S	K212104266S	K183104259S	N/A		
BLD2308GH	A041102916S	K212104266S	K183104259S	N/A		
BLD2308H	A041102916S	K212104266S	K183104259S	N/A		
BLD2329	A041102916S	K212104266S	K183104259S	N/A		
BLD2330	A041102916S	K212104266S	K183104259S	N/A		
BLD2367MP Cummins 5293213	A041103292S	K212104260S	K183104259S	N/A		
BLD2331GH	A041102916S	K212104266S	K183104259S	N/A		
BLD2333GH	A041102916S	K212104266S	K183104259S	N/A		A049104702S
BLD3194-001 Balmar 9724-140-BL	A041102191S	K212104266S	K183104259S	N/A	K176059473S	

Important: The information contained in this bulletin is intended for use by trained, professional technicians who have the proper tools, equipment, and training to perform the required maintenance described above. This information is NOT intended for 'do-it-yourselfers', and you should not assume that this information applies to your equipment. If you have any questions regarding this information please visit our website at www.prestolite.com, or contact our technical service department at:

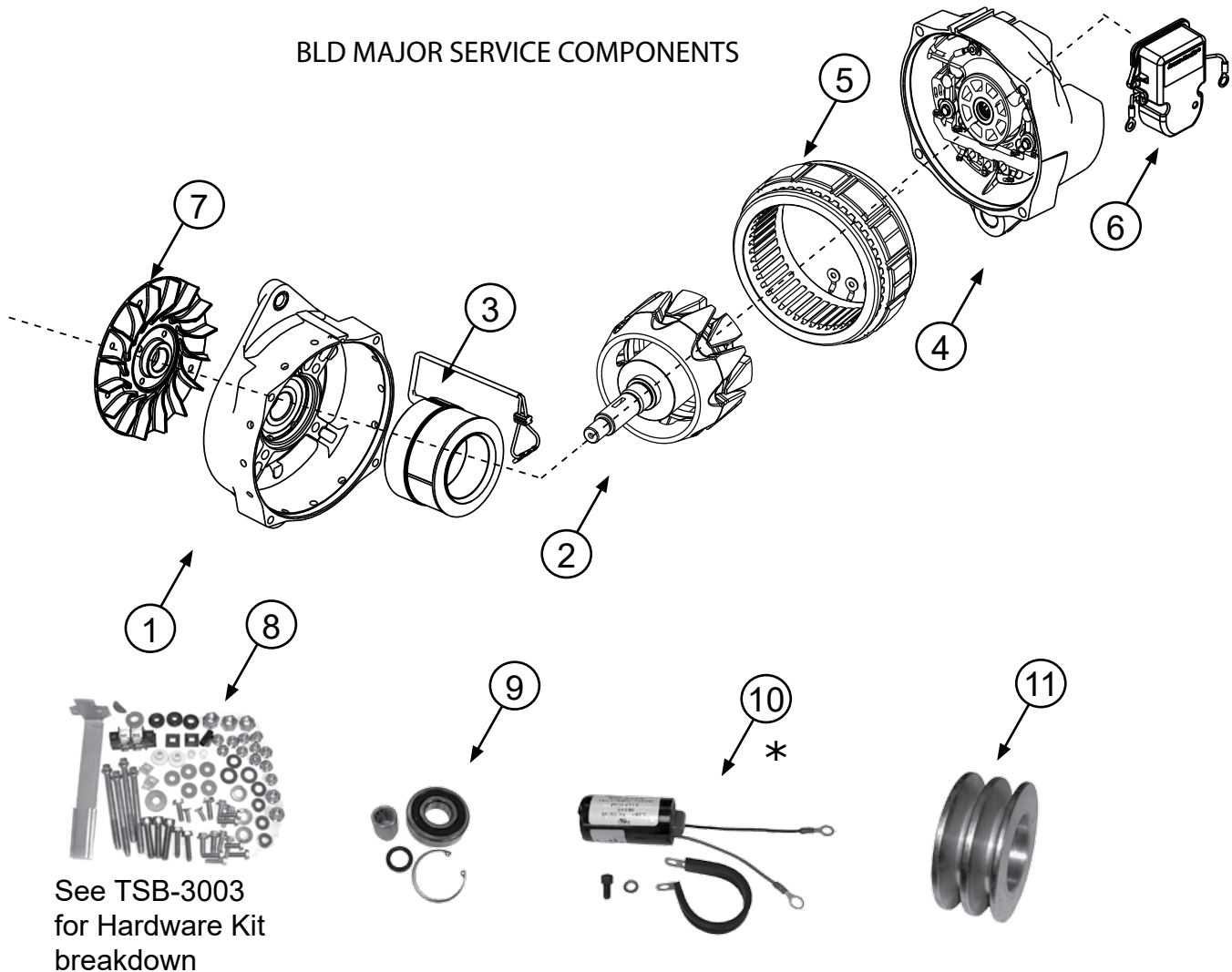
Group:	BLD	Notes:
Form:	SP1006-BLD	Refer to SP1006 -DWG for major component drawing. Refer to TSB-3003 for hardware kit breakdown.
Date:	July 18, 2018	
File:	Alternator Parts List Section	

Component View	Fan	Hardware Kit	Overhaul Kit Bearings, seal and snap ring	Capacitor	Pulley	Sense Lead Assy
						
Model	7	8	9	10	11	12
Sales # 110-806 BLD3314	A041102191S	K212104266S	K183104259S	N/A	N/A	N/A
BLD3314C	N/A	K212104266S	K183104259S	N/A	N/A	N/A
BLD3314GH	A041102916S	K212104266S	K183104259S	N/A	N/A	N/A
BLD3314HC Cummins 3975140	A041103292S	K212104266S	K183104259S	N/A	N/A	N/A
BLD3315	A041103292S	K212104266S	K183104259S	N/A	N/A	N/A
BLD3315GH	A041103292S	K212104266S	K183104259S	N/A	N/A	N/A
BLD3320	4943189T90S	K212104266S	K183104259S	N/A	N/A	N/A
BLD3338GH	A041103292S	K212104266S	K183104259S	N/A	N/A	N/A
BLD3365GH	A041103292S	K212104266S	K183104259S	N/A	N/A	N/A
BLD3368GH	A041102916S	K212104266S	K183104259S	N/A	N/A	N/A
BLD3368HC	A041102916S	K212104266S	K183104259S	N/A	N/A	N/A
BLD3387HC Cummins 4372403	A041103292S	K212104266S	K183104259S	N/A	N/A	N/A
BLD3387GH	A041103292S	K212104266S	K183104259S	N/A	N/A	N/A
BLD3388HC Cummins 4372404	A041103292S	K212104266S	K183104259S	N/A	N/A	N/A

Important: The information contained in this bulletin is intended for use by trained, professional technicians who have the proper tools, equipment, and training to perform the required maintenance described above. This information is NOT intended for 'do-it-yourselfers', and you should not assume that this information applies to your equipment. If you have any questions regarding this information please visit our website at www.prestolite.com, or contact our technical service department at:

Group:	BLD	Notes:
Form:	SP1006-DWG	Refer to SP1006-BLD for parts breakdown.
Date:	July 7, 2017	Refer to TSB-3003 for hardware kit breakdown.
File:	Alternator Parts List Section	

BLD MAJOR SERVICE COMPONENTS

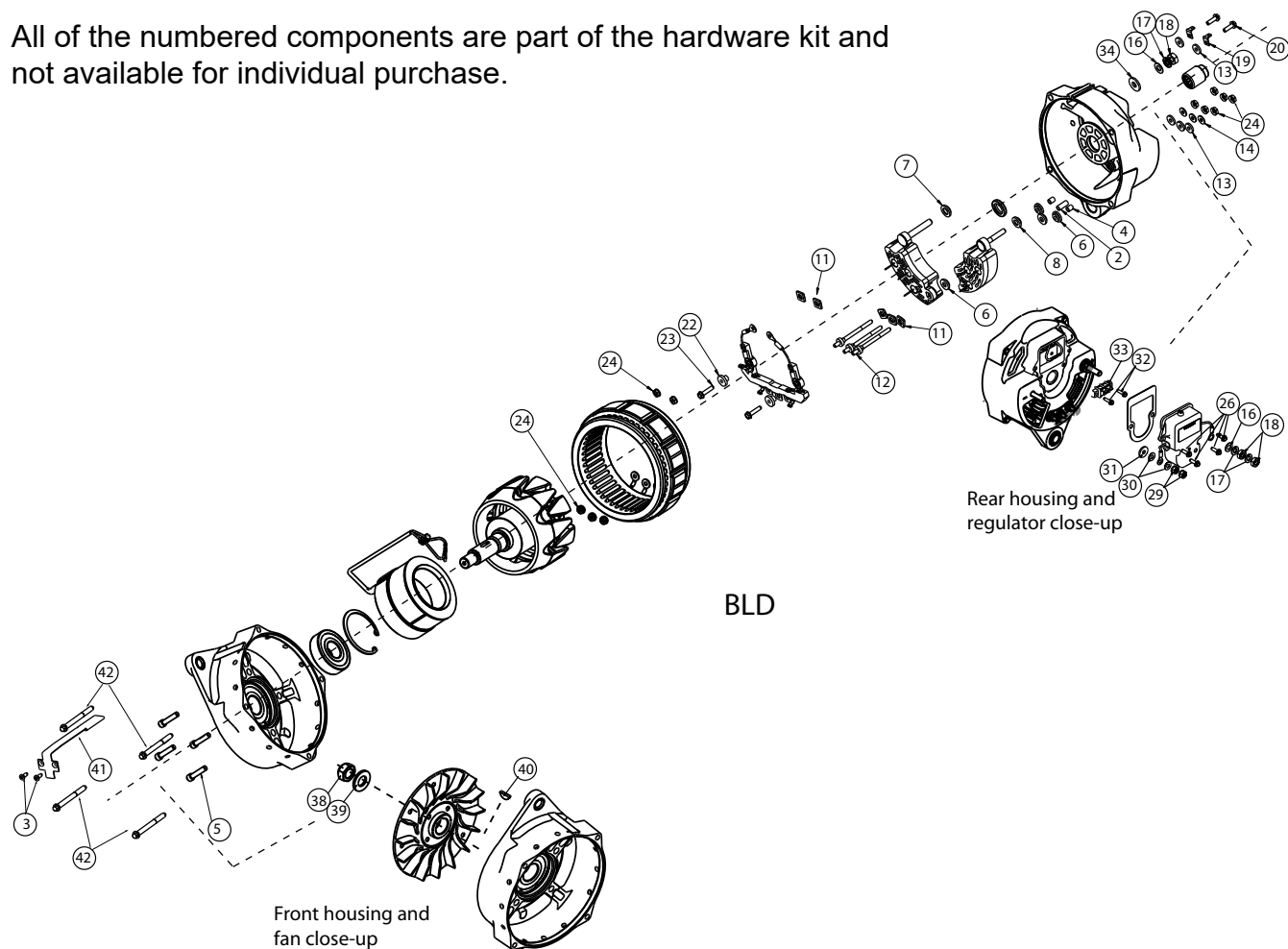


* The external capacitor used on these models has been relocated inside the voltage regulator. To service this capacitor, a voltage regulator must be purchased.

Important: The information contained in this bulletin is intended for use by trained, professional technicians who have the proper tools, equipment, and training to perform the required maintenance described above. This information is NOT intended for 'do-it-yourselfers', and you should not assume that this information applies to your equipment. If you have any questions regarding this information please visit our website at www.prestolite.com, or contact our technical service department at:

Source: Leece-Neville Heavy Duty Systems Division - Arcade, NY USA
Date: JULY 7, 2017
Bulletin No: TSB-3003
Models: All Brushless J180 mount (BLD series) alternators
Subject: Hardware service kit K212104266S

All of the numbered components are part of the hardware kit and not available for individual purchase.



See page 2 for key descriptions and usage

Important: The information contained in this bulletin is intended for use by trained, professional technicians who have the proper tools, equipment, and training to perform the required maintenance described above. This information is NOT intended for 'do-it-yourselfers'; and you should not assume that this information applies to your equipment. If you have any questions regarding this information please visit our website at www.prestolite.com, or contact our technical service department at:

Date: JULY 7, 2017

Bulletin No: TSB-3003

Note: All of these components are part of the hardware kit and not available for individual purchase.

Description.	Qty.	Key	Where used
INSULATOR SLEEVE	1	2	Black, center AC tap. Insulate AC tap from housing and rectifier.
SCREW, #8-32X.5 -FLAT	2	3	Attaches external field wire cover to front housing.
INSULATOR SLEEVE	2	4	Clear, two outer AC taps. Insulate AC taps from rear housing.
SCREW,SH-CAP,1/4X1-1/8	4	5	Attaches field coil to front housing.
WSHR INSL #10 BOLT	4	6	4 used AC taps rear rectifier internal.
WSHR INSL 5/16.09THX.8	1	7	Internal red positive post insulator
WSHR INSL 1/4 BOLT	1	8	Internal negative post insulator
INSULATOR	5	11	3 internal between lead frame and rectifier. 2 internal at outmost AC taps between rectifier and lead frame
AC TAPS	3	12	AC taps
WSHR INSL #10.09THX9/1	5	13	Fiber washer insulator on external 3 AC taps and 2 internal on the lead frame
FLAT WASHER	3	14	Flat washer AC tap
WSHR FLT .328-.625-	2	16	External positive post flat washer
WSHR LCK 5/16 MD SPT	3	17	Positive post lock washer
NUT 5/16-24X9/16X7/32	3	18	Positive post nuts
RING TERMINAL - 1/4	2	19	Male spade turn on terminals
SCREW, MACH. 10-24X.63	2	20	Attaches lead from terminals
BUSHING	2	22	Internal lead frame turn on leads
SCREW,MACH-10-24X.63	2	23	Used to attached turn on leads to rectifier.
NUT CON LOCK 10-24-1/8	11	24	3 stator to AC taps internal, 6 external AC taps, 2 internal behind regulator attaches AC turn on spades
SCR TPG 10-32X.62 1/4H	4	26	4 Used to mount regulator to rear housing,
NUT CONL 1/4-28 3/16TK	2	29	External negative post nuts
WSHR FLT .266-.562-	2	30	External negative post flat washer
WSHR INSL 1/4.09THX3/4	1	31	External negative post insulator washer
SCREW, TAP #8-32 X 5/8	2	32	Attaches black terminal block to rear housing
TERMINAL BLOCK	1	33	Internal junction point for regulator and field coil
WSHR INSL 5/16 BOLT	1	34	External positive post insulator
5/8-18NF-2B PULLEY LCK	1	38	Pulley Nut
WASHER FLAT	1	39	Pulley nut flat washer
KEY, WOODRUFF #8	1	40	Rotor Shaft at Pulley
COVER, W.SHIELD-BLP	1	41	External. Cover to protect field coil wires.
THRU-BOLT 1/4-20 3.50L	4	42	Through Bolts (External end frames)

Important: The information contained in this bulletin is intended for use by trained, professional technicians who have the proper tools, equipment, and training to perform the required maintenance described above. This information is NOT intended for 'do-it-yourselfers', and you should not assume that this information applies to your equipment. If you have any questions regarding this information please visit our website at www.prestolite.com, or contact our technical service department at: